

Towards GrimoireLab 1.0: a roadmap

Santiago Dueñas, Valerio Cosentino

@sduenasd, @_valcos_



Outline



Past




Present



Future


Past



- 15 years ago everything started with a script to get the history of a CVS repository
- Evolved into CVSAAnaly
- LibreSoft (URJC)
 - Focus on FLOSS
 - MetricsGrimoire
- Bitergia
 - MetricsGrimoire and VizGrimoire
 - GrimoireLab




Present



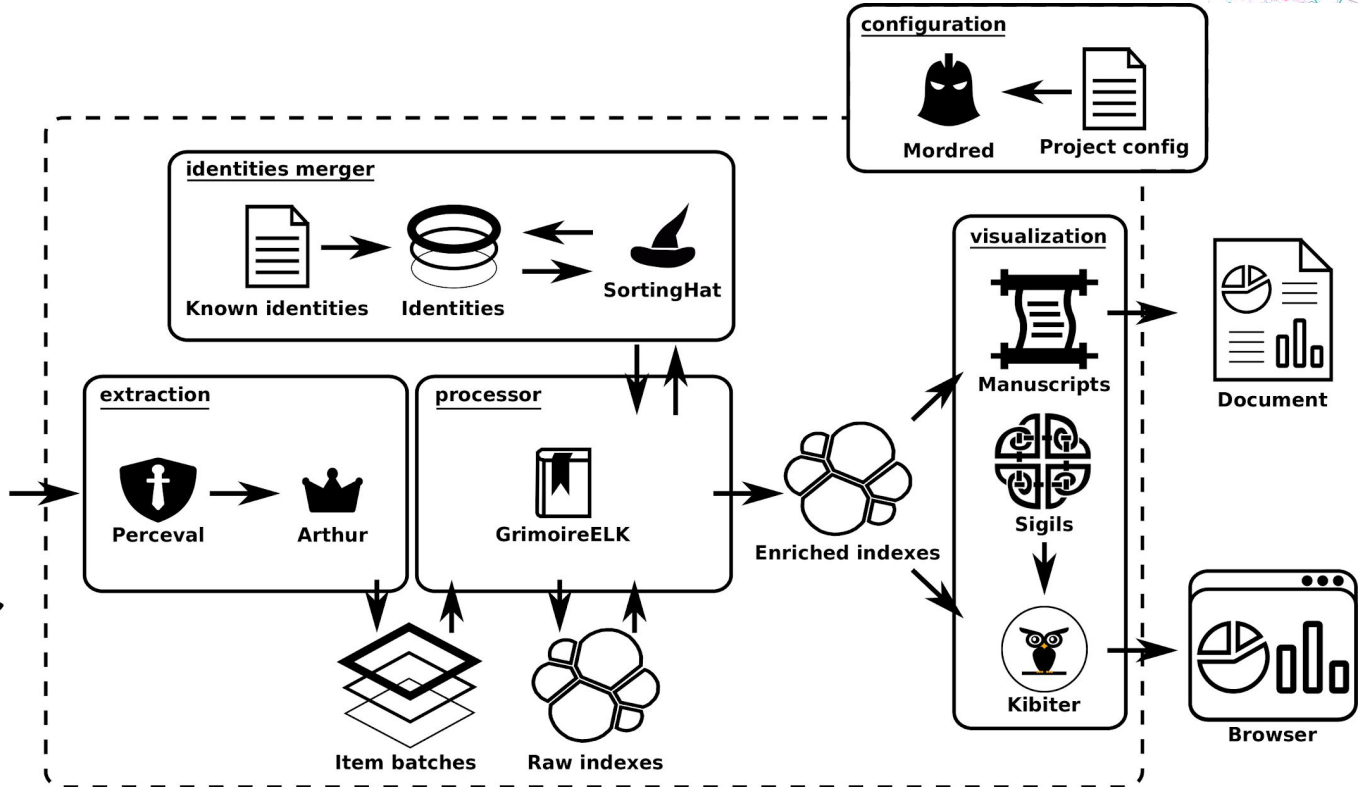
- **Part of CHAOSS**
- **Python stack**
- **Full support of more than 30 data sources**
 - Git, GitHub, Slack, StackOverflow, ...
- **Tightly coupled with Elasticsearch**
- **Legacy code**




Present



Data sources



Present



Present

Deployment

Coupled Visualization

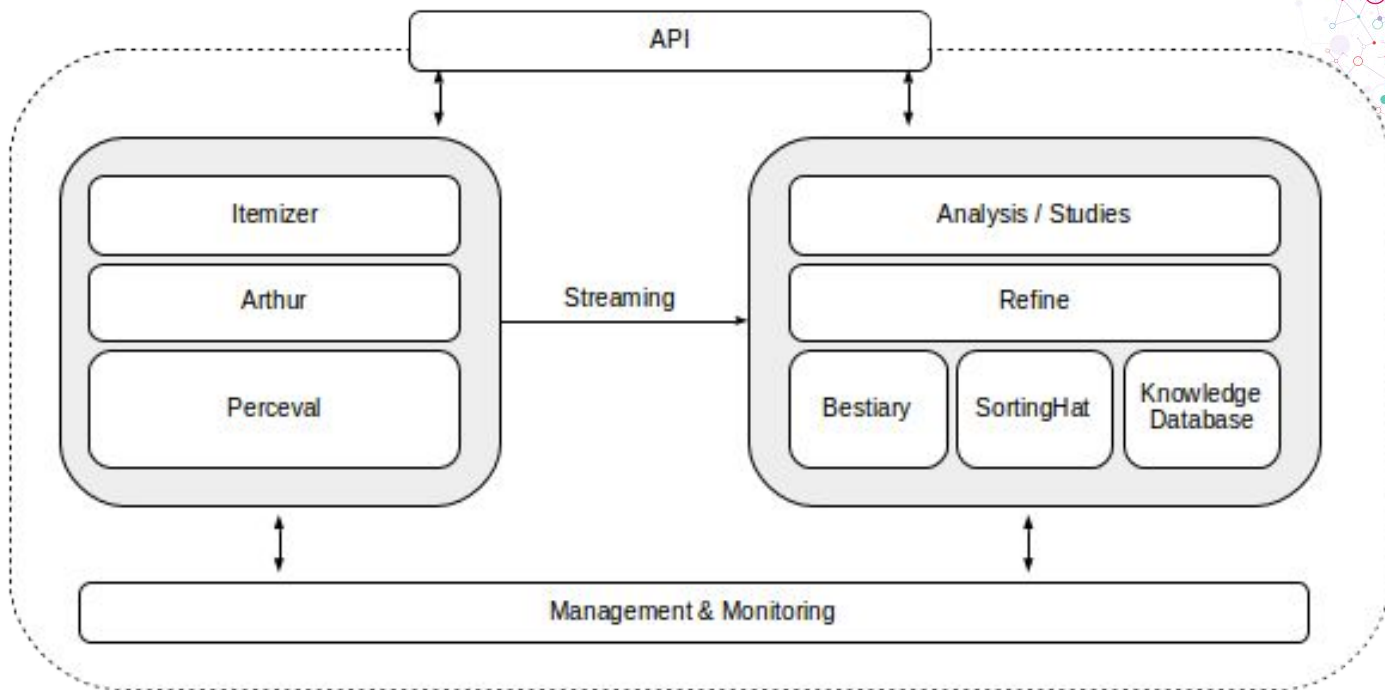


Data Manipulation


Monitoring



Future




Future



- **Grey box**
- **GrimoireLab data model**
- **Workflow of data**
 - Itemized data
 - Refined + Analyzed data
 - Streaming
- **Visualization outside of the box**
- **Continuous monitoring**




Roadmap to FOSDEM'19



Datamodel



Pre-Alpha



SortingHat